


Vector Fins<sup>™</sup> by Sleipner

# Stabilization that feels right.



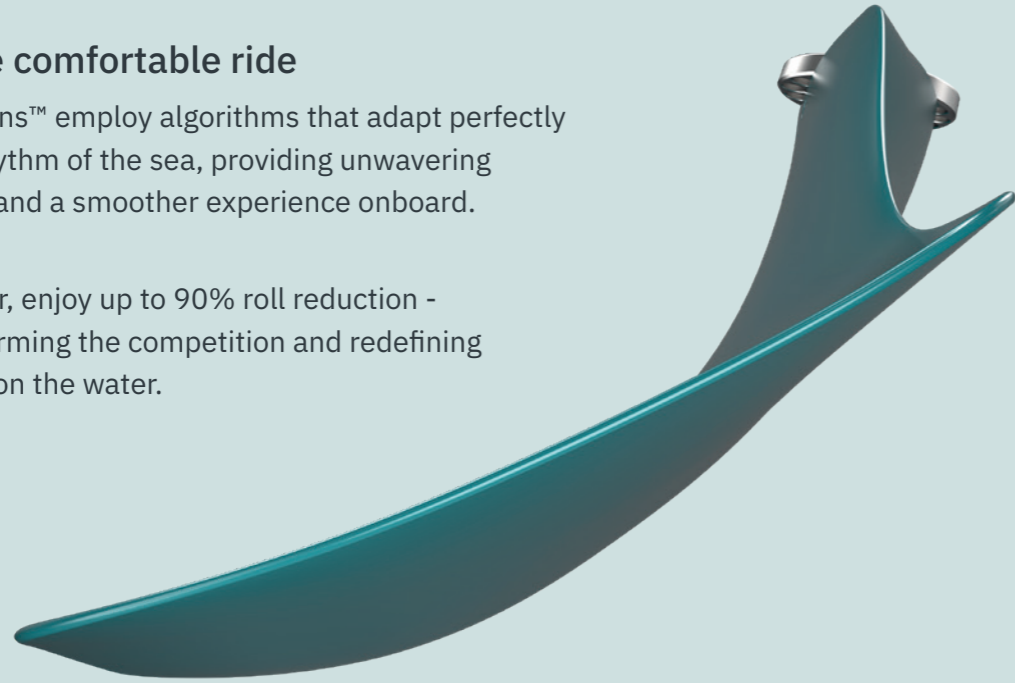
## A patented fin design like no other

Backed by over a decade of dedicated R&D and proven in over 1,400 installations, Vector Fins™ offer a unique approach to yacht stabilization. The patented curved fin design channels stabilization forces more vertically, achieving high efficiency with much lower energy use than traditional systems.

### A more comfortable ride

Vector Fins™ employ algorithms that adapt perfectly to the rhythm of the sea, providing unwavering stability and a smoother experience onboard.

At anchor, enjoy up to 90% roll reduction - outperforming the competition and redefining comfort on the water.




## Smooth, efficient, unmatched

Vector Fins™ redefine what stabilization can achieve, offering a range of advantages that improve both your experience on the water and the efficiency of your vessel.

- **Smooth ride:** Enhanced roll stabilization keeps your boat steady, delivering comfort and safety in all conditions.
- **Fuel efficiency:** The unique fin shape generates lift, reducing drag and improving fuel economy, making faster boats more efficient.
- **Compact and versatile:** The compact actuator design allows seamless integration with any yacht, preserving space without compromising performance.
- **Dual functionality:** Effective stabilization at both high speeds and at anchor, providing comfort whether you're underway or at rest.
- **Quiet operation:** Patented noise reduction technology ensures peace and quiet aboard.
- **Sustainable performance:** With up to 80% less power usage at anchor, Vector Fins™ deliver double the stabilizing force per kW - giving you powerful stabilization with a lighter environmental footprint.

**Stability at sea. Comfort at anchor.  
Experience both.**





Multifunctional display integration

# Control the roll with powerful algorithms

Vector Fins™ bring stabilization to a new level with its intelligent software system. The system's algorithms work in real-time to deliver smooth transitions and responsive control over your boat's stability, enhancing both performance and comfort.

## Advanced control features

- **Intuitive touchscreen display:** Effortlessly monitor and adjust stabilization settings with a sleek, user-friendly interface.
- **Algorithm-powered responsiveness:** Integrated GPS and rudder inputs work in tandem with advanced algorithms to adapt automatically, delivering smooth transitions in all conditions.
- **Remote diagnostics and service:** Access real-time diagnostics, remote support, and software updates via onboard Wi-Fi, ensuring your system operates safely at all times.
- **Multifunctional display integration:** Easily connect with existing onboard systems for a unified, streamlined experience.

## Control modes

- **Dock Mode:** Optimizes fin positioning for easier docking maneuvers.
- **Eco Mode:** Limits power consumption to extend battery life during stabilization.
- **Dynamic Positioning (DP) Mode:** Prevents fin lock during low-speed reversing.




# Tailored stabilization for every yacht

Sleipner offers a versatile range of Vector Fins™ stabilizers, engineered to meet the unique needs of yachts of all sizes. Our product line ensures that whether you have a compact cruiser or a luxury superyacht, there's a solution perfect for your vessel.

## Technical highlights

- **Various fin sizes:** Designed to accommodate a wide range of yacht dimensions and displacement characteristics.
- **Power options:** Available in multiple voltage configurations, including 24V, 48V, 230V single-phase, and 400V three-phase systems, to suit your yacht's electrical setup.
- **Robust materials:** Constructed using high-quality aluminum, composite, and stainless steel components for maximum durability in marine environments.



## Actuators built for precision and efficiency

Renowned for their compactness and energy efficiency, Sleipner's electric actuators deliver unmatched stability control with minimal space requirements. Designed to fit even the most space-restricted engine rooms, they adjust fin positioning continuously using advanced algorithms, ensuring reliable stability in any sea conditions.

## Key features

- **Compact design:** The slim profile allows for easy installation, even in tight spaces.
- **Efficient performance:** Energy-efficient design ensures optimal control without compromising power.
- **Built for durability:** A modular structure facilitates straightforward servicing and low maintenance costs.
- **Quiet operation:** Patented noise reduction technology ensures peace and quiet aboard.

# Save energy without sacrificing performance.




Vector Fins™ V3-9  
Actuators SPS40E

© Ronan Gladu / BENETEAU

# Discover the electric Vector Fins™ range

Whether you're seeking stability at high speeds or at anchor, Sleipner's range of Vector Fins™ offers tailored solutions for yachts of all sizes.



Actuator model	SPS40E	SPS50E	SPS60E	SPS70E	SPS80E	SPS100E
Power supply (VDC)	24/48	24/48	48			
Power supply (VAC)			230(1Φ)/400(3Φ)	230(3Φ)/400(3Φ)	230(3Φ)/400(3Φ)	400(3Φ)
Actuator weight	72 kg	102 kg	118 kg	TBA	296 kg	TBA
Max power pr actuator	3 kW	TBA	6 kW	TBA	9 kW	TBA
Typical vessel size	14-18 m	14-21 m	19-24 m	23-30 m	29-38 m	36-45 m
<b>Compatible fins</b>						
Fin model up to 23 kn*	V3-9	V4-12	V3-14		V3-23	
Fin model up to 35 kn*	V4-8	V4-12	V4-15	V4-19	V4-26	
Fin model, high speed up to 40 kn*		V4-8HS	V4-12HS	V4-15HS	V4-21HS	V4-26HS
Fin model, high deadrise up to 22 kn*	TBA	TBA	TBA	TBA	TBA	V5-31

\*The boats natural roll period must also be considered for maximim fin size per actuator.

\* For speeds above 40 knots, please contact Sleipner for support.

## Ready to experience unmatched stability?

Our team collaborates with yacht builders, designers and owners to create stabilization systems tailored to your vessel's performance goals and installation need - from consultation to final installation, every detail is covered.

Scan the QR-code to talk to a stabilizer expert.



© Sleipner Group

Sleipner Group continuously refines product specifications, design, and production processes. While we strive to keep this catalog current, it may not reflect the latest specifications and does not constitute an offer for sale. Some images are 3D renderings and may differ in color or texture from actual products. All Sleipner products meet relevant CE directives.

November 2024